




JSG Distributor Portal

Login, navigation, password changes

10 Oct 2023

LOGIN / REGISTRATION Steps for JSG and Muster distributor portal

URL: <https://jsgindustrial.com/distributor-login/>



1. FIRST TIME REGISTRATION

For first time access navigate to the REGISTER menu option

REGISTER 

- Complete the registration form.
 - ! If you would like to register for both portals this option can be selected when completing the registration form
- A system generated password will be emailed to you.

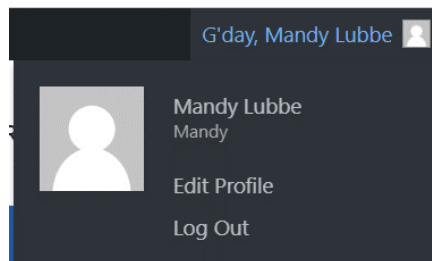

2. LOGIN

- Open URL: <https://jsgindustrial.com/distributor-login/>
- Enter your email address and system generated password.
- Log In

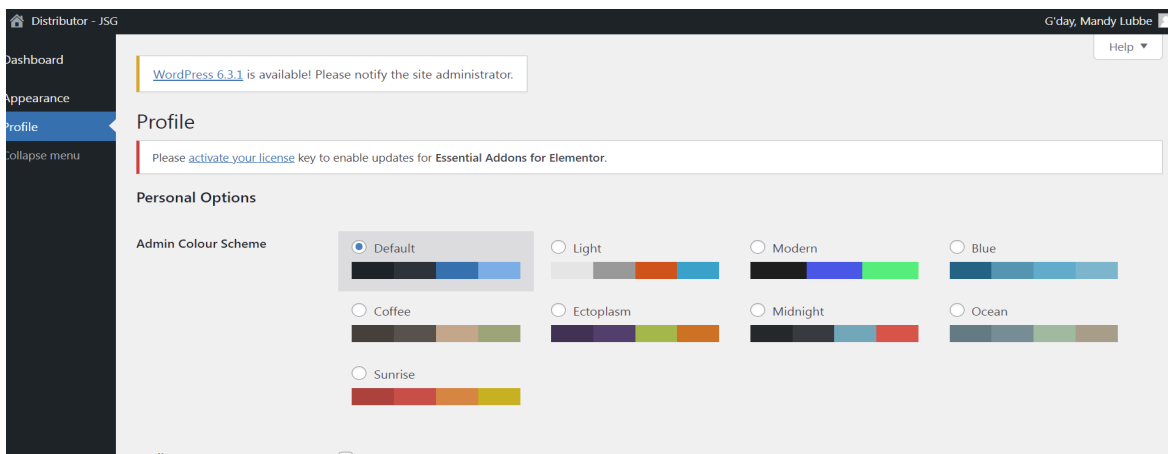
3. CHANGING PASSWORD

! If you have access to both the JSG Industrial Systems and Muster portal you will need to update / change password in each portal.

- Navigate to top left-hand corner of the menu bar to access your profile
- Hover over your name
- Click on the “EDIT PROFILE” menu option.



- The below dashboard will open



Changing Password cont.

1. Scroll down to section called "ACCOUNT MANAGEMENT"
2. Select "SET NEW PASSWORD"
Type in a password or auto-generate a new password.
3. Scroll to the bottom and select "UPDATE PROFILE"
Your new password is now set.

Account Management 1

New Password Set New Password 2

jsgindustrial_Oct2023 Strong Hide Cancel

Sessions Log Out Everywhere Else

You are only logged in at this location.

Application Passwords

Application passwords allow authentication via non-interactive systems, such as XML-RPC or the REST API, without providing you They cannot be used for traditional logins to your website.

New Application Password Name

Required to create an Application Password, but not to update the user.

Add New Application Password

Update Profile 3

Navigate to the Portal by clicking on the home button on top LHS of the menu bar

